

Zadanie 1

Napisz zdania patrząc na obrazki.

milk	bread	chicken	tomatoes	yoghurt	meat
oranges	coke	pears	pizza	eggs	bread rolls
fish	carrots	bananas	rice	chocolate bar	



I LIKE	I DON'T LIKE
I like	I don't like
I like	I don't like
I	I
I	I
.....
.....
.....
.....
.....
.....
.....
.....
.....

Zadanie 2

Uzupełnij zdania zwrotami

- have got/ haven't got (gdzie jest dwoje dzieci jednocześnie)
- has got/ hasn't got (gdzie jest jedno dziecko)
- krzyżyk oznacza zdanie przeczące

	MARY	PETER	SUE - JILL
fish			
bike			
bag			

Look at the table and fill in the blanks.

- | | |
|-------------------------|---------------------------------|
| 1. Mary fish. | 5. Peter fish and a bike. |
| 2. Mary a bike. | 6. Sue and Jill fish. |
| 3. Mary a bag. | 7. Sue and Jill a bike. |
| 4. Peter a bike . | 8. They a bag. |

Zadanie 3

W punkcie A – napisz poprawną odpowiedź. W punkcie B – zaznacz w kółko dobrą odpowiedź.

A) Look and complete: Has / Hasn't got.



He's Miko. He *has got* two eyes.

He two arms.

He a big nose.

He long hair.

He two feet.



He's Toto. He *hasn't got* two eyes.

He long hair.

He a big eye.

He a big mouth.

He long legs.

B) Choose



He's Dido. He *has / hasn't* got two small eyes.

He *has / hasn't* got arms.

He *has / hasn't* got long legs.

He *has / hasn't* got a big nose.

He *has / hasn't* got big feet.



He's Lupo. He *has / hasn't* got long hair.

He *has / hasn't* got a small mouth.

He *has / hasn't* got two feet.

He *has / hasn't* got two big eyes.

He *has / hasn't* got short arms.

Zadanie 4

Rozszyfruj i napisz nazwy liczebników. Połącz je z odpowiednimi numerami.

12				16
	7			2
15				17
	9			19
5				4
	11			14
13				8
6	10	18	20	3
				7

enytw
ntheeirt
eno
ent
eenxits
ifve
eenhgtei
evnse
wevtel
nein
wot
eentevnse
ofru
feentfi
xsi
eehtr
eentofru
eentnein
hgtei
neleve

ISLCollective.com

Zadanie 5

Rozszyfruj i zapisz nazwy liczebników.




Zadanie 6

Pokoloruj obrazek według wskazówek.

TOYS













Read, put the number and colour



1. This is my ball. It's green and orange.
2. This is my teddy. It's pink.
3. This is my car. It's purple.
4. This is my doll. It's yellow and blue.
5. This is my bicycle. It's blue and green.
6. This is my puzzle. It's orange and white.
7. This is my balloon. It's black.
8. This is my train. It's brown.

Zadanie 7

Połącz nazwy mebli z podpisami.

	armchair	
	bed	
	bookcase	
	chair	
	cupboard	
	desk	
	drawers	
	shelf	
	sofa	
	stool	
	table	
	wardrobe	

Zadanie 8

Wstaw właściwe przyimki miejsca:

In – w On – na Next to – obok



- 1) The clock isthe wall.
- 2) The ball isthe table.
- 3) The cat isthe armchair.
- 4) The table isthe armchair.
- 5) The carpet isthe floor.
- 6) The lamp isthe table.
- 7) The flowers arethe vase.
- 8) The table isthe chair